

Think Ahead

While we are waiting for everyone to log in, please take a minute to reflect on the following questions:

- In your current role, what have you done to support families transitioning to kindergarten?
- What are you planning to do this summer to support families?





Countdown to Kindergarten: Empowering Multilingual Families Through Kindergarten Transition

May 11, 2023
10:00–11:30 a.m.

Welcome and Introductions

Today's session has been made possible through the collaboration of:

- Child Care Aware
- Jefferson County Public Schools
- La Casita
- Metro United Way
- National Center for Families Learning
- Play Cousins Collective
- Ready for K Family and Caregiver Action Network



Language Justice/La Justicia de Lenguaje

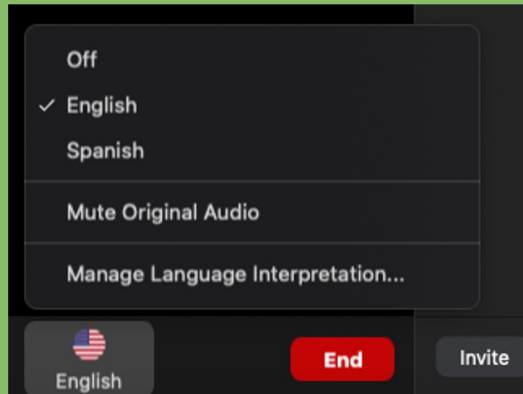
Zoom Interpretation for Participants

In your meeting/webinar controls, click Interpretation.



Click the language that you would like to hear/see.

(Optional) To only hear the interpreted language, click Mute Original Audio.



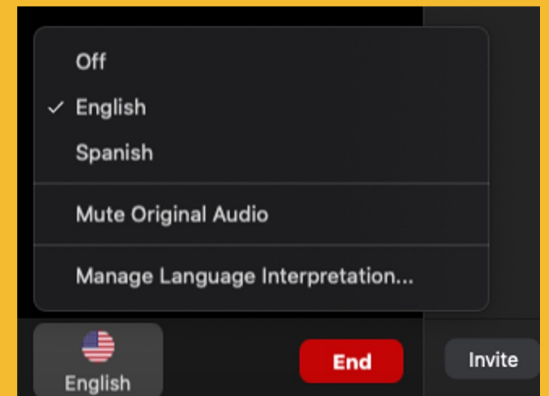
Interpretación por zoom para participantes

En los controles de la reunión o el seminario web, hacer clic en Interpretación.



Hacer clic en el idioma que desee escuchar.

(Opcional) Para escuchar solo el idioma interpretado, haga clic en Silenciar audio original.



Poll

1. Which of the previous Ready for K Alliance Countdown to Kindergarten virtual trainings did you attend?

- a. October - Registration and Enrollment Process
- b. February - Health Requirement
- c. Both
- d. Neither

1. How have you engaged with any of the Countdown to Kindergarten resources?

- a. Seen them.
- b. Read through them.
- c. Shared them with staff or other partners.
- d. Shared them with families.
- e. I have not engaged with them.
- f. I did not know about them.




Today's Agenda

- Welcome
- Countdown to Kindergarten Calendars
- Supporting Multilingual Families in Transitioning to Kindergarten
- JCPS English Language Learner Services
- MUW Updates
- Where to Find the Resources
- Final Thoughts
- Feedback Form



Working Agreements

- Listen for understanding.
- Be an active participant.
- Type your questions in chat as we go along rather than waiting until the end.
- Observe virtual meeting etiquette.



Community Builder

In your current role, what have you done to support families transitioning to kindergarten?

What are you planning to do this summer to support families?



Please share your thoughts in chat or unmute yourself to speak to the group.

Project Purpose



- Provide guidance for families across the community as they transition to kindergarten.
- Provide information about kindergarten transition to community practitioners.
- Create consistency in messaging about kindergarten transition across the Louisville community.

Countdown to Kindergarten Calendars

Allison Miller, NCFL

Countdown to Kindergarten Calendars

Two corresponding versions

- Practitioners
 - More information
 - Additional details and links
- Families
 - Written at a 6th-grade reading level
 - Available in eight languages

COUNTDOWN TO KINDERGARTEN

Family Engagement Calendar

Welcome! Did you know your child is ready to learn anywhere and any time? It's true! Even before starting school, your child is learning every day. Whenever your family is talking or playing together, you are helping your child grow. You are their first and most important teacher!

There are suggestions in this calendar for ways to help your child learn during the year. Use linked activities for more ways you can play and learn at home. This calendar uses colors to help you know which activities may be easier for **3 to 5 year olds**. Some may be too difficult for younger children and are best for the year **before kindergarten**. It is also used to highlight the **kindergarten transition process**.



If your family is choosing JCPS and has questions, contact the JCPS Call Center at 502-313-HELP (4357). Team members

Calendar Features

Information

- By Type
 - Transition process
 - Activities to support development
- By Age
 - Ages 3 to 5
 - Year prior to kindergarten
- By Time
 - Anytime
 - Month-by-Month



3 to 5 Years

- Many community organizations offer summer programming for families. Sign up for the library's Summer Reading Program or the [Louisville Cultural Pass](#).

Kindergarten Transition Process

- Your child will need back-to-school supplies such as a backpack and clothing. Find out what your child needs for their school. Look for the list on the school's website. Make a plan to get as much of it ready as possible. Many community partners host supply give-aways.
- If your family needs help, reach out to the [Family Resource Center \(FRC\) coordinator](#) at your school. The FRC can help your family access the JCPS Clothing Assistance Program (CAP) which can provide free uniforms and other clothing. They can also help with supplies and appointments for health screenings.
- Walk, ride, or drive by your child's school if possible this summer. Point the building out to your child and talk about how much they are going to learn at school. This helps your child know that school is a safe place where learning happens.



Focus on May

- Ask families if they received their school assignments for kindergarten.
- Encourage families to sign up for their school's social media accounts and watch for information about transition and back-to-school events.



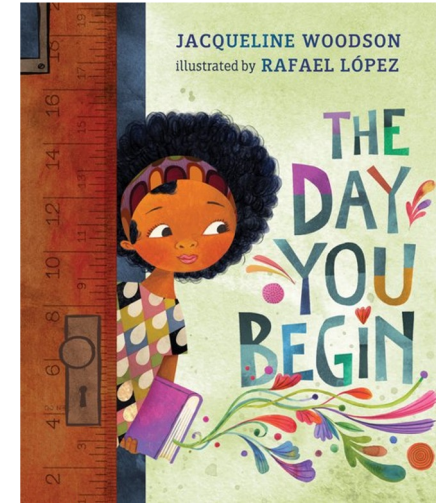
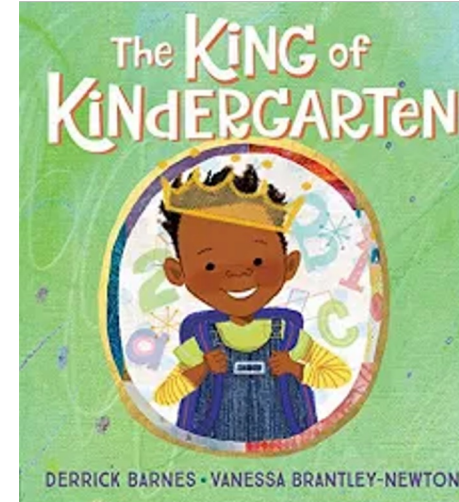
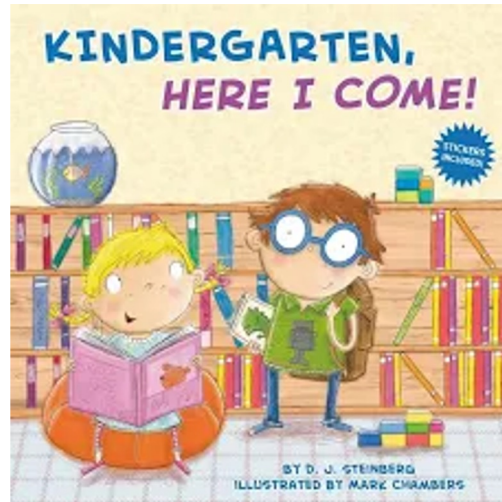



Year Prior to Kindergarten

- Practice answering questions like, "Where do you live?" and "What is your phone number?" Your child needs to know this information if there is an emergency: [Knows Personal Information Family Activity](#).
- Look at books about school. You can talk about how the characters are making friends and learning at school: [Plays and Shares with Other Children Family Activity](#).

Kindergarten Transition Process

- See if your child is eligible for the JCPS Camp Ready4K—a summer camp to help welcome children into kindergarten. Registration typically occurs in early May. This program fills up quickly, so sign up early!
- Watch for information from your school about welcome events during the summer and early fall. Many schools will send mail or email to your family.

May Touch Points



Encourage families to look for and discuss books about school.


Additional Resources

COUNTDOWN TO KINDERGARTEN

Health Requirements




CREATED BY



National Center for Families Learning

In Kentucky, there are [health requirements](#) for school entry. State law sets these requirements. Children need health screenings. These exams are essential for school staff to support children's medical needs.

Health Screenings	Deadline
Physical Exam	Within two months of starting school
Dental Screening	By January 1 of kindergarten year
Eye Exam	By January 1 of kindergarten year




Children also need up-to-date immunizations. At your child's physical exam, ask your provider if your child has all their shots. Get a new copy of their [Kentucky Immunization Certificate](#). Families can ask to waive immunizations for medical or [religious](#) reasons. If families ask for exemption, they still need a copy of their child's Immunization Certificate. Schools should have your child's paperwork within the first two weeks of school.

Make appointments early in the year. Spring is a great time to schedule with healthcare providers. There are many resources in the community to help with free or low-cost healthcare for your child.


- You can visit [Family Health Centers](#) for providers, services, and information in your preferred language.
- The [Family Resource Center \(FRC\)](#) coordinator at your school may be able to help you with vouchers for health screenings. You may request interpretation when talking to JCPS staff. The [I Speak cards](#) can help you request an interpreter.
- [Louisville Metro Public Health and Wellness](#) gives immunizations for school entry at their Newburg and Dixie clinics. You must set up an appointment by calling 502-574-5380. You can also check your child's records if they received their shots in Jefferson County.

COUNTDOWN TO KINDERGARTEN


Communication Toolkit



CREATED BY




National Center for Families Learning




COUNTDOWN TO KINDERGARTEN

Toileting Skills



CREATED BY




National Center for Families Learning

Toileting can be a tricky topic for families of young children. Each child moves toward independent toilet use at their own pace. Your family can do what works best as you work toward your child's goal of using the toilet on their own. When children transition to kindergarten, teachers and staff are ready to meet children where they are. This includes toileting!

At school, children will attempt to use the restroom on their own. It does not matter if your child is completely toilet trained, there are parts of toileting that they can begin doing on their own. Go through the checklist with your child. Keep practicing the skills that your child cannot do yet.

Yes	Independent Toileting Skill
<input type="checkbox"/>	I can tell a grown-up when I need to use the restroom.
<input type="checkbox"/>	I can pull my pants down and back up when I use the toilet.
<input type="checkbox"/>	If I use a urinal, I can lower my pants just enough to use the restroom without exposing my lower body.
<input type="checkbox"/>	I can use toilet paper to wipe myself.
<input type="checkbox"/>	I can flush the toilet.
<input type="checkbox"/>	I can wash my hands.



For Parenting Adults

Considerations as Children Transition to Kindergarten

- Dress your child in clothes that are easy for them to take down and pull back up.
- Share your child's toileting needs with their kindergarten teacher. Teachers can help your child set and meet goals when using the restroom at school.
- Put extra underwear and sets of clothes in your child's backpack in case of accidents.
- If your child has medical needs related to toileting, talk to your child's healthcare provider or specialist. They can complete forms to help schools create a plan to address these needs.

Tips for Toilet Training

- Praise your child when they try to use the toilet, even if they have an accident. When you do this, they will not feel anxious about the process.
- Make a plan. Have your child try to use the toilet when they wake up in the morning and after naps, before leaving your home, before naps and bedtime, and before meals.
- Use this [resource from JCPS Early Childhood](#) to learn more about toilet training. It includes a chart to track times when your child succeeds in part of toilet training.

Translations

The **family-facing** Countdown to Kindergarten Calendar and resources are available in:

- Arabic
- English
- French
- Kinyarwanda
- Nepali
- Somali
- Spanish
- **Swahili**



Mwaka kabla ya kujiunga na Chekechea

- Wiki mbili kabla ya shule kuanza, zungumza na mtoto wako kuhusu siku yake ya kwanza shuleni. Msaidie kupanga shughuli za mazoea kama vile kupanga nguo za kuvaa usiku wa kuamkia shule na kupanga mkoba wao: [Shughuli ya Familia Kufuatilia Vitu vya Kibinafsi](#).
- Jadili jinsi mtoto wako atafika shuleni. Je, atatembea? [Kusafiri kwa basi](#)? Au ataendeshwa na rafiki au jamaa? Tazama [Shughuli ya Familia Kujitenga kwa Urahisi Kutoka kwa Wazazi na Familia](#).

Mchakato wa Mpito kwa Chekechea

- Jaribu kuhudhuria hafla kama vile mkutano wa chekechea, mkutano usio rasmi, na mkutano na mwalimu ambao utaruhusu familia yako kutembelea shule. Kadri mtoto wako anavyofahamiana na shule yake, atahisi kuwa slama na kufurahia zaidi kuanza masomo ya chekechea.
- Familia yako huenda ikastahiki kupokea chakula bila malipo au kupunguziwa gharama ya chakula shuleni [Baini iwapo shule yako inatoa chakula bila malipo kwa wanafunzi wote au iwapo unahitaji kujaza fomu](#). Iwapo una maswali, wafanyakazi wa ofisi ya mtoto wako wataweza kukusaidia.


Videos

- La Casita Center and Play Cousins Collective are working with local families to create a series of videos that encourage kindergarten transition activities.
- Purpose is for families to hear about kindergarten transition from one another.
- Partners will be able to share these videos with families through their regular communication channels.



Community Spotlight

How is your organization, child care center, program, or school using and/or sharing the Countdown to Kindergarten resources?



Please share your thoughts in chat or unmute yourself to speak to the group.

Call to Action



You can...

- Print and share resources with families.
- Share content from the calendars and other resources with families via your regular communication channels.
- Reshare Countdown to Kindergarten content from other partners' social media.

Accessing JCPS Language Services

Becky Goetzinger, NCFL

JCPS Board Policy

- In school year 2021–2022, JCPS adopted JCBE [policy 08.1348](#): *Certified Oral and Written Language Support*. This policy identifies District **obligations** to use **certified interpreters and translators** for formal communications with JCPS international populations—including families.
- Examples of **formal communication** include: parent visits to schools, phone calls, meetings, translation of application and enrollment information, etc.



Formal vs. Informal Communication

Formal Communication	Informal Communication
Requires a certified interpreter or translator	Can use bilingual staff or machine translations like Google translate
Formal meetings include special education (IEP) meetings, parent teacher conferences, etc.	A teacher wants to learn a few words of students' home languages so they can greet families
Documents include registration, application, enrollment, school calendars, report cards, school improvement plans, etc.	When a teacher wants to send note home in a student's agenda praising their work
Phone calls concerning discipline issues	

JCPS Language Services

- To comply with JCBE **policy 08.1348**, our District offers different modalities of interpretation and document translation through the Language Services office.
- These services are available to **ALL** JCPS families, students, and employees.
- Services must be accessed by a JCPS employee.

General Information	In-Person Interpreting
Parents	Document Translation
Translation Library	Over-the-Phone Interpreting
Our Story	Video Remote Interpreting

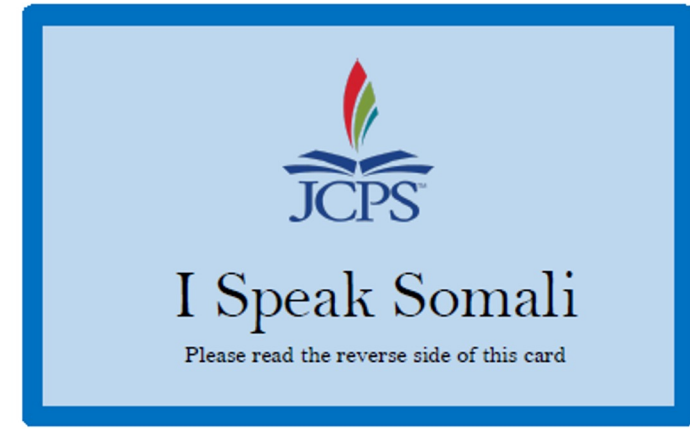
On-Demand Interpretation

- JCPS contracts with an on-demand interpretation service.
- Interpreters are available by **phone or app**.
- Families can request an interpreter; however, employees must initiate the use of these services.



I Speak Cards

- JCPS has created [I Speak Cards](#) in 21 different languages to aid families in requesting language support.
- The cards also have directions for district staff on how to access on-demand language support by phone.
- I Speak Card [videos](#)



My student's name is _____.

My student goes to this school _____.

Will you obtain a certified interpreter to help us communicate?
JCPS Language Services can help with accessing an on-demand
certified interpreter. Their number is (502)485-6379.

Waa salaaman tahay, magacaygu waa _____.

Magaca ardaygaygu waa _____.

Ardaygaygu wuxuu dhigtaa iskuulkan.

Ma heli doontaa mutarjum la aqoonsan yahay oo naga

caawiya wada xiriirka? Adeegyada Luqadda JCPS waxay kaa

caawin kartaa helitaanka turjubaan shahaadad dalbanaya.

Tiradoodu waa (502) 485-6379.

Transitioning Multilingual Families Resource

1. After English, what are the top 5 languages spoken by JCPS students?
2. What are the three ways that families can access language services for school-related matters?
3. In what language should families complete all official forms and documents for JCPS?



Resource

This family-facing resource can help multilingual and international families understand the processes and resources available as they transition their children to kindergarten in JCPS.

COUNTDOWN TO KINDERGARTEN

Transitioning to Kindergarten for Multilingual and International Families



Your child is starting a new journey in formal education. When children go to kindergarten, the transition can be hard for families. Jefferson County Public Schools (JCPS) has [resources](#) to help international and multilingual families as they begin kindergarten.

You may [ask for an interpreter](#) when talking with JCPS staff.

You can use an [I-Speak Card](#) to help. Carry the card with you and show it to school staff. You can print a paper card or take a picture with your phone's camera.

When you ask for an interpreter, school staff will connect with one via phone or an app. You will need to wait while staff access language services.



Programs

- If your family speaks other languages at home, your child may qualify for English Learner Services. You can ask for a screening up to six months before kindergarten starts. Call the [English as a Second Language \(ESL\)](#) department at 502-485-3623 for help.
- Your child can attend Camp Ready4K. This JCPS summer program helps families and children prepare for the transition to kindergarten. Children can learn new skills, engage with other children, and try out school routines. Registration opens in early spring. To learn more, call (502) 313-4357 or email jcps.help@jefferson.kyschools.us.

Health Requirements

The state of Kentucky has [health requirements](#) for children starting school. Your child will need physical exams and immunizations. Visit [Family Health Centers](#) for providers, services, and information in your preferred language.



Registration Requirements

To sign up for school, you must bring papers to show guardianship and residence. Families may register their children regardless of immigration status.

Type of Document	Accepted Document
Proof of Child's Birth	Birth certificate, passport, or I-94 form
Proof of Family's Address	Lease or recent utility bill
Parent's or Guardian's Identification	Driver's license or consular ID card from U.S. or former country



- If you do not have all documents, JCPS will still register and enroll your student. You will need to present your documents as soon as possible.
- If an adult does not have legal custody of children in their care, they can use a power of attorney form or caregiver affidavit.
- You may register your children for school even if you do not have a fixed, regular residence. Call the JCPS Office of Access and Opportunity at (502) 485-3650 for help.

English Language Learner Identification and Services

Amy Whitehead, JCPS

Student Registration and Enrollment Options

Online Registration	In Person Support at Resides School	Refugee Agencies
------------------------	--	------------------

- School enrolls and completes a Home Language Survey (HLS) with **ALL** new students.
- If registering through an agency, it is completed before enrolling.

Home Language Survey

The survey is student specific so families will complete one for each child.



Home Language Survey

Dear Parent/Guardian:

The purpose of the home language survey (HLS) is to determine the primary or home language of the student. This information is essential in order for schools to provide meaningful instruction for all students. The HLS is part of the statewide identification process required under Section 3113(b)(2) of the Every Student Succeeds Act (ESSA) and 703 KAR 5:070.

The HLS must be given to all students enrolled in the school district.

The HLS is administered *one time, upon initial enrollment in grades K-12 and remains in the student's cumulative file.*

Please note that the answers to the survey below are student-specific. **If a language other than English is recorded for ANY of the required survey questions below, the district is legally obligated to do further assessment of your child to determine if he/she is eligible for language support.**

Answers will not be used for determining legal status or for immigration purposes. If your child is identified for English language services, you may decline some or all of the services offered to your child.

If you have any questions on how to complete the HLS, please contact your child's school.

Student Information (required):

Name: _____ Grade: _____

Student Language Background (required):

1. What is the language most frequently spoken at home? _____
2. Which language did your child learn when he/she first began to talk? _____
3. What language does your child most frequently speak at home? _____
4. What language do you most frequently speak to your child? _____

Translated Home Language Survey

नाम : _____ ग्रेड : _____

विद्यार्थीको भाषाको पृष्ठभूमि (आवश्यक) :

1. घरमा सबैभन्दा धेरै बोलिने भाषा कुन हो? _____
2. तपाईंको बच्चाको बोल्न थाल्दा सबैभन्दा पहिले उसले कुन भाषा सिक्‍यो ? _____
3. तपाईंको बच्चाको घरमा धेरैजसो कुन भाषा बोल्छ ? _____
4. तपाईं आफ्नो बच्चासँग धेरैजसो कुन भाषामा कुराकानी गर्नुहुन्छ ? _____

स्कूलमा कुराकानी गर्नको लागि भाषा (आवश्यक छैन) :

5. तपाईंले कुन भाषामा स्कूलका सबै जानकारीहरू प्राप्त गर्ने इच्छा छ : _____

English
form with
parent
signature



- Multilingual families can choose to schedule a screening appointment for their children at the Intake Center **prior to** starting school but are **not** required to do so.
- Schools administer the HLS to all families and enter the information into our district system.
- The ESL office can access a report with all students who reported another language at enrollment. This enables the district to reach out to families to schedule screening appointments.

Enrollment Documents

Type of Document	Accepted Document
Proof of Child's Birth	Birth certificate, passport, or I-94 form
Proof of Family's Address	Lease or recent utility bill
Parent's or Guardian's Identification	Driver's license or consular ID card from U.S. or former country



Overview of Process

**Initial
Assessment**

**Parent
Interview**

Intake

Initial Assessment

- One-on-one assessment to screen English proficiency in four domains: reading, writing, listening, speaking.
 - For early screening and through December of kindergarten, only listening and speaking domains are screened.
 - Starting in January of kindergarten, all four domains are screened.
- Length of test: Depends on proficiency level but typically 15–45 minutes.
- Kindergarten students automatically qualify for services but parents have the right to decline services.

Parent Interview

- Parent will sit with a facilitator who speaks their language or facilitator will call an interpreter.
- Confirm contact information and provided documents.
- Confirm home language.
- Ask about entry date to the country. Determines immigrant/refugee status used by the state funding purposes, not to check their legal status.
- Ask about students' country of birth, for immigrant/refugee status.
- Ask about previous academic history of the student, if applicable.
- Services are explained and parent is given the right to decline services based on their preference or student proficiency.



Intake

- Data is updated in the system regarding their English Learner status.
- An application is submitted on their behalf if not already submitted.
- Once a placement is made, the school should reach out to the family to welcome them. If the school has not called within three days of the appointment, the family can call Intake to find out the school placement.
- Receiving school is emailed information about incoming student so they can create a Program Service Plan in collaboration with parent and classroom teacher.

ESL Services

**Curriculum
and
Instructional
Resources**



**Bilingual
Support
and
Resources**



**Highly
skilled and
Certified ESL
Teachers**



Questions to Ask Schools About Services

- Every school in JCPS has different staffing and service models.
- ESL teachers are obligated to create a Program Service Plan within the first 30 days of school and should include parent/guardian input.



Sample Questions:

- How many days a week will my child receive services?
- In what type of environment will services be provided?
- How can I help my child at home?

General Timeline and Early Screening

- If screened between March and the set deadline in August, services start on Day 1 of kindergarten.
- If screened after the start of school, services begin within three days of screening due to data entry updates and communication to school.
- ESL Intake started a collaboration with Early Childhood this year for site-based screening and information sharing so we can reach out to families.
- If not enrolled in an Early Childhood Program, families can call (502) 485-3623 to set up an appointment.

Metro United Way Updates

Melissa Nelson, MUW



Child Care Provider Appreciation Day: May 12

Tomorrow, Friday, May 12 Metro United Way and the Ready for K Alliance are hosting an in-person celebration for Child Care Provider Appreciation Day at Neighborhood House. The program will include a panel of child care providers lead by 4-C as well as tours of Neighborhood House's child care center. **RSVP to attend at <https://metrounitedway.org/cceappreciation>**

As part of this special day, an online **Kudo Board** - <https://www.kudoboard.com/boards/XiUSEhoi> is available to for community members to share a message about a specific child care provider, educator, or the importance of child care in our community. The Kudo Board will be shared with local child care providers following Friday's event.

UNITED COMMUNITY

Metro United Way invites you to celebrate the progress we've made in building a shared technology platform to connect our community in meaningful ways.

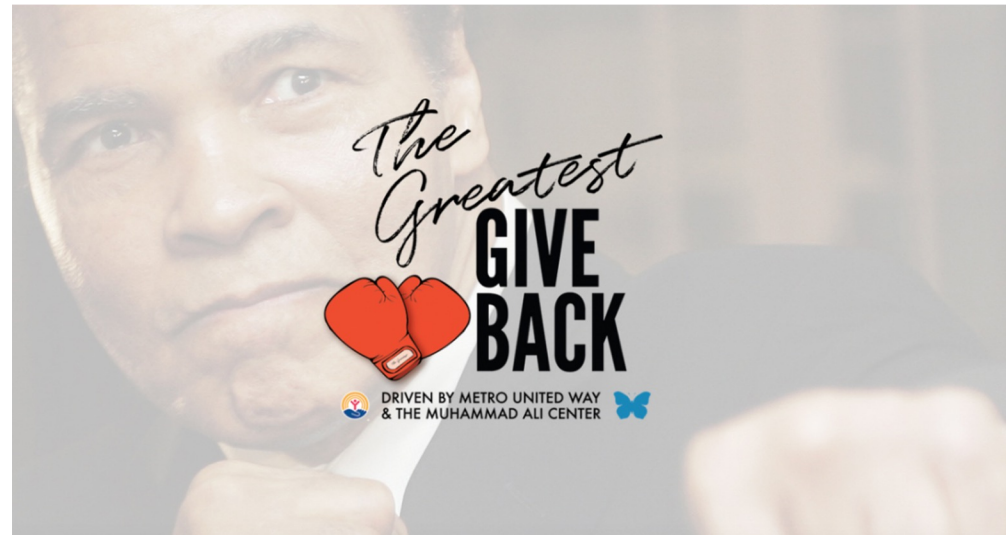
On Wednesday, May 31, 2023 from 1:00–2:00 pm, please join us in person for a conversation and update on United Community!

Since its inception, we have had the overarching goal to create stronger, healthier, and more equitable communities through cross-sector collaborations and partnerships. This convening will highlight citywide and statewide policies and efforts that aim to combat the housing crisis and create opportunities for policy change guided by data evidence and informed by the needs of the communities, and the organizations working to serve them.

What you can expect from this event:

- Features local leaders in the housing and public policy field.
- Showcases insights from the data we've collected.
- Opportunities for connections, honest dialogue, strategic thinking, and learning.

This event will take place at Metro United Way and you can register [here](#). Hope to see you there!



Join Metro United Way for the 4th annual, **The Greatest Give Back, on Thursday, June 8, 2023**, hosted at the Muhammad Ali Center! Help us “TKO the Need” in our community with our Time, Kindness and Offering. Volunteers at The Greatest Give Back work in three shifts to create and assemble **diaper bundles, laundry kits, and snack kits** that will be distributed to local nonprofit agencies across our seven-county service region in Kentucky and Southern Indiana—giving the greatest gift of all: service to others. We are working, UNITED, with you to ensure that nonprofit agencies can help people in our community have access to basic necessities so every person has the opportunity to thrive, not just survive.

Invitation and registration link coming soon, we hope to see you there!





Please join the Ready for K Alliance on **Thursday, June 15th** from **10:00–11:30 a.m.** for our **Summer Quarterly Alliance Meeting!** We can't ensure all children enter kindergarten ready to thrive without your continued commitment to change—individually and collectively.

This meeting will be in person at Metro United Way with an option to attend virtually. Watch your email for the invitation and registration link. Hope to see you there!

Wrap-Up

Becky Goetzinger, NCFL

Where to Find Resources

The Kindergarten Transition materials shared today, and other materials related to this work, are available on the [Ready for K Alliance website](#).

- Click on the “Community Resources” tab on the homepage
- Then scroll down to “Countdown to Kindergarten”



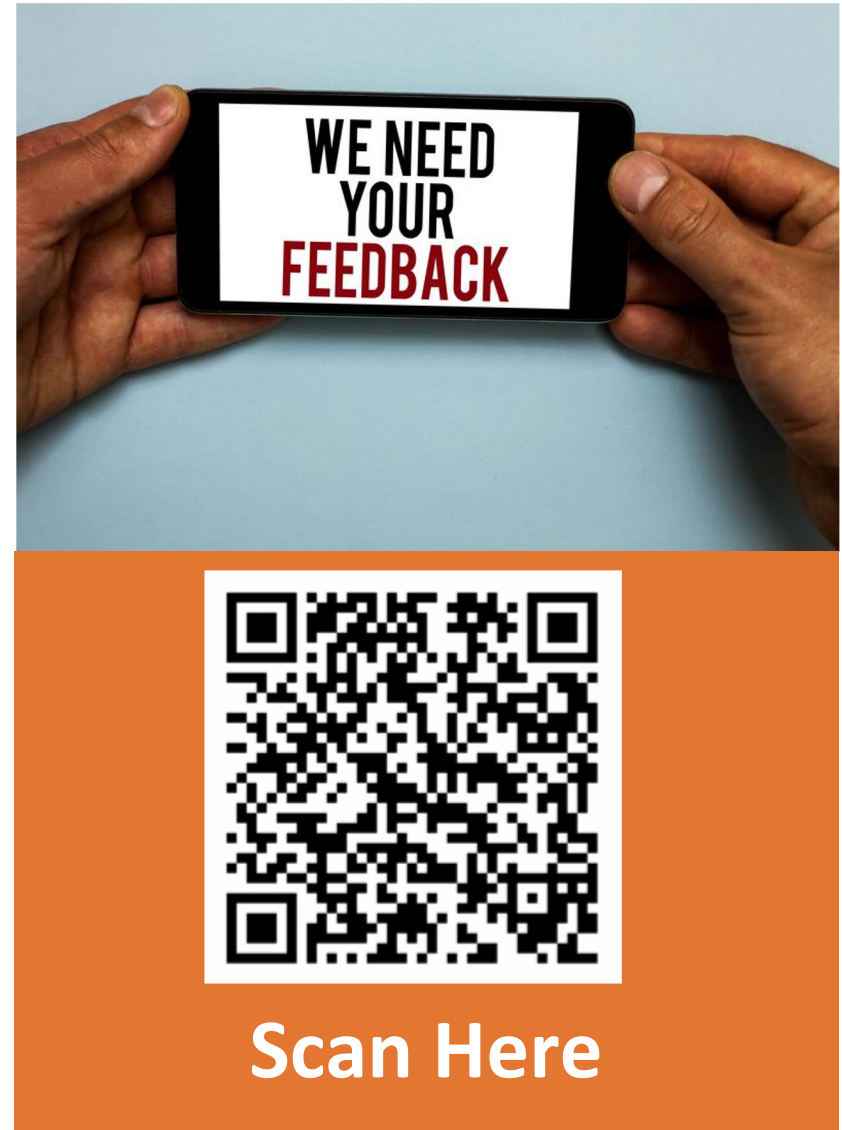
Mark Your Calendars!

Our next Countdown to Kindergarten training session will be on Thursday, July 27 at 10 a.m.



Feedback form

- Please share your feedback.
- Scan the QR code with your phone's camera.
- Or use the link in the chat.



Questions?



What questions might you have about the information presented today?

Thank You for Joining Us Today!